



MAIL TO: P.O. BOX 16347 • Louisville, KY 40256-0347
 SHIP TO: 3649 Cane Run Road • Louisville, KY 40211-1961
 Tel: (502) 778-2731 • 1 (800) 928-PUMP

Visit our website:
 zoellerengineered.com

Product information presented here reflects conditions at time of publication. Consult factory regarding discrepancies or inconsistencies.

X71 HAZARDOUS LOCATION SERIES

CLASS I, DIVISION 1, GROUPS C & D

CLASS I, ZONE 1, GROUPS IIA & IIB

GRINDER PUMPS TECHNICAL DATA

3, 5 & 7-1/2 HP



MODEL NUMBER:	<input type="checkbox"/> X7110	<input type="checkbox"/> X7111	<input type="checkbox"/> X7112
PUMP NAME PLATE HORSEPOWER: HP	3.0	5.0	7.5
SERVICE FACTOR:	1.2	1.2	1.2
NEC LOCKED ROTOR CODE:	M (1 Ph) G (3 Ph)	G (1 Ph) H (3 Ph)	D
MAXIMUM KW INPUT:	5.3	6.4	8.0
IMPELLER DIAMETERS:	REFER TO THE PERFORMANCE DATA SHEETS		
DISCHARGE SIZE:	<input type="checkbox"/> 2-1/2" FLANGED, ADAPTABLE TO 3" <input type="checkbox"/> 2" NPT		
<input type="checkbox"/> HIGH HEAD DESIGN <input type="checkbox"/> HIGH FLOW DESIGN <input type="checkbox"/> REVERSIBLE DESIGN (3 PHASE FLANGED MODELS ONLY)			

IMPELLER TYPE:	DUCTILE IRON VORTEX	TANDEM SEALS:	STANDARD
FLANGE:	ANSI B16.1	MOTOR DESIGN LETTER:	NEMA B (3 Ph) NEMA L (1Ph)
PUMP NET WEIGHT: lbs. (kg)	245 lbs. (111 kg)	POWER CORD LENGTH: ft (m)	25' (7.6 m) <input type="checkbox"/> 50' (15.2 m)
MOTOR SHAFT:	416 SS	POWER CORD:	#12-4 SO or #8-4 SO*
RPM:	3450	STATOR & LEAD WIRES INSULATION:	CLASS F
MOTOR TYPE:	SUBMERSIBLE EXPLOSION PROOF	MAXIMUM STATOR TEMPERATURE:	311°F (155°C)

SHAFT SEAL CONSTRUCTION:	STANDARD	UPPER - CARBON CERAMIC LOWER - SILICON CARBIDE/SILICON CARBIDE
	OPTIONAL UPPER	<input type="checkbox"/> SILICON CARBIDE/SILICON CARBIDE <input type="checkbox"/> SILICON CARBIDE/SILICON CARBIDE VITON
	OPTIONAL LOWER	<input type="checkbox"/> SILICON CARBIDE/SILICON CARBIDE VITON
O-RNG ELASTOMERS	STANDARD	BUNA-N
	OPTIONAL	<input type="checkbox"/> VITON
STANDARD SENSING DEVICES**	MOTOR THERMAL SHUTOFF MOISTURE DETECTION	THERMAL SENSORS WITH AUTOMATIC RESET MOISTURE SENSING PROBES
IMPELLER TRIM:	<input type="checkbox"/> OPTIONAL	DESIGN POINT: ___ GPM (LPM) @ ___ TDH, IMPELLER DIA. ___
MAXIMUM WATER TEMPERATURE:		104°F (40°C)

* Units with FLA greater than 20 amps use a #8-4 gauge power cord.

** Requires a circuit in control panel to function.

MODEL	HP	SERVICE FACTOR	<input type="checkbox"/> 230V / 1 PHASE		<input type="checkbox"/> 200V / 3 PHASE		<input type="checkbox"/> 230V / 3 PHASE		<input type="checkbox"/> 460V / 3 PHASE		<input type="checkbox"/> 575V / 3 PHASE	
			FLA	LRA	FLA	LRA	FLA	LRA	FLA	LRA	FLA	LRA
X7110	3.0	1.2	23.6	132	17.3	66.0	15.1	57.0	7.5	28.5	6.0	25.2
X7111	5.0	1.2	28.0	132	20.7	94.0	18.0	82.0	9.0	41.0	--	--
X7112	7.5	1.2	--	--	25.3	94.0	22.0	82.0	11.0	41.0	--	--



X71 HAZARDOUS LOCATION SERIES

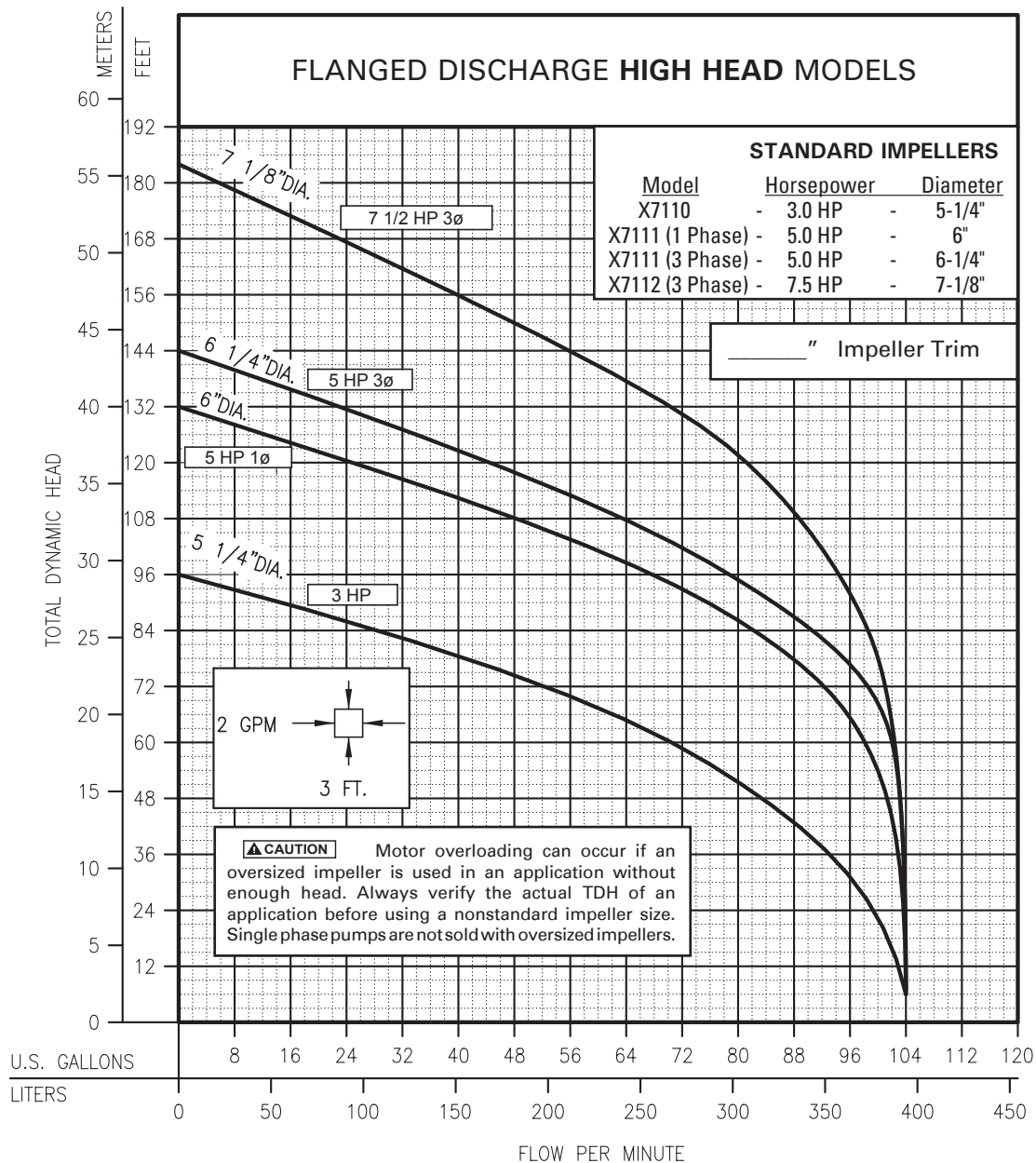
CLASS I, DIVISION 1, GROUPS C & D

CLASS I, ZONE 1, GROUPS IIA & IIB

PERFORMANCE DATA

3, 5 & 7-1/2 HP GRINDER PUMPS

Flanged Discharge



A00523X

Zoeller Engineered Products • 3649 Cane Run Road • Louisville, Kentucky 40211-1961 • (502) 778-2731

SWPA Data Categories Presented -- Data on this sheet supply design information as the minimum recommended by the Submersible Wastewater Pump Association and is defined in accordance with SWPA's Standardized Definitions for Pump and Motor Characteristics. The accuracy of the data is the responsibility of Zoeller Engineered Products.

© Copyright 2023 Zoeller® Co. All rights reserved.



X71 HAZARDOUS LOCATION SERIES

CLASS I, DIVISION 1, GROUPS C & D

CLASS I, ZONE 1, GROUPS IIA & IIB

PERFORMANCE DATA

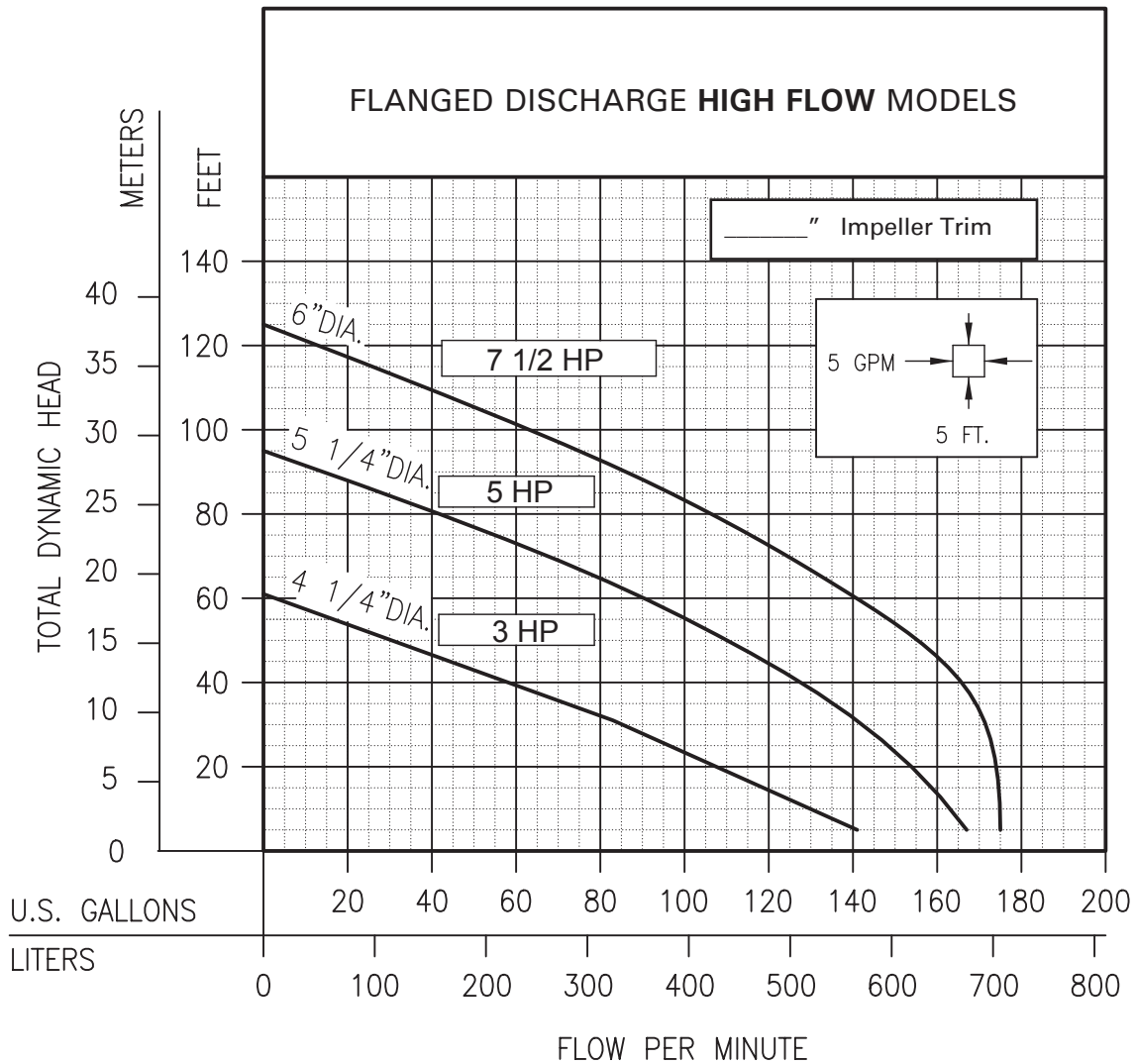
3, 5 & 7-1/2 HP GRINDER PUMPS

Flanged Discharge



STANDARD IMPELLERS		
Model	Horsepower	Diameter
X7110	- 3.0 HP	- 4-1/4"
X7111	- 5.0 HP	- 5-1/4"
X7112	- 7.5 HP	- 6"

CAUTION Motor overloading can occur if an oversized impeller is used in an application without enough head. Always verify the actual TDH of an application before using a nonstandard impeller size. Single phase pumps are not sold with oversized impellers.



A00550X

Zoeller Engineered Products • 3649 Cane Run Road • Louisville, Kentucky 40211-1961 • (502) 778-2731

SWPA Data Categories Presented -- Data on this sheet supply design information as the minimum recommended by the Submersible Wastewater Pump Association and is defined in accordance with SWPA's Standardized Definitions for Pump and Motor Characteristics. The accuracy of the data is the responsibility of Zoeller Engineered Products.

X71 HAZARDOUS LOCATION SERIES

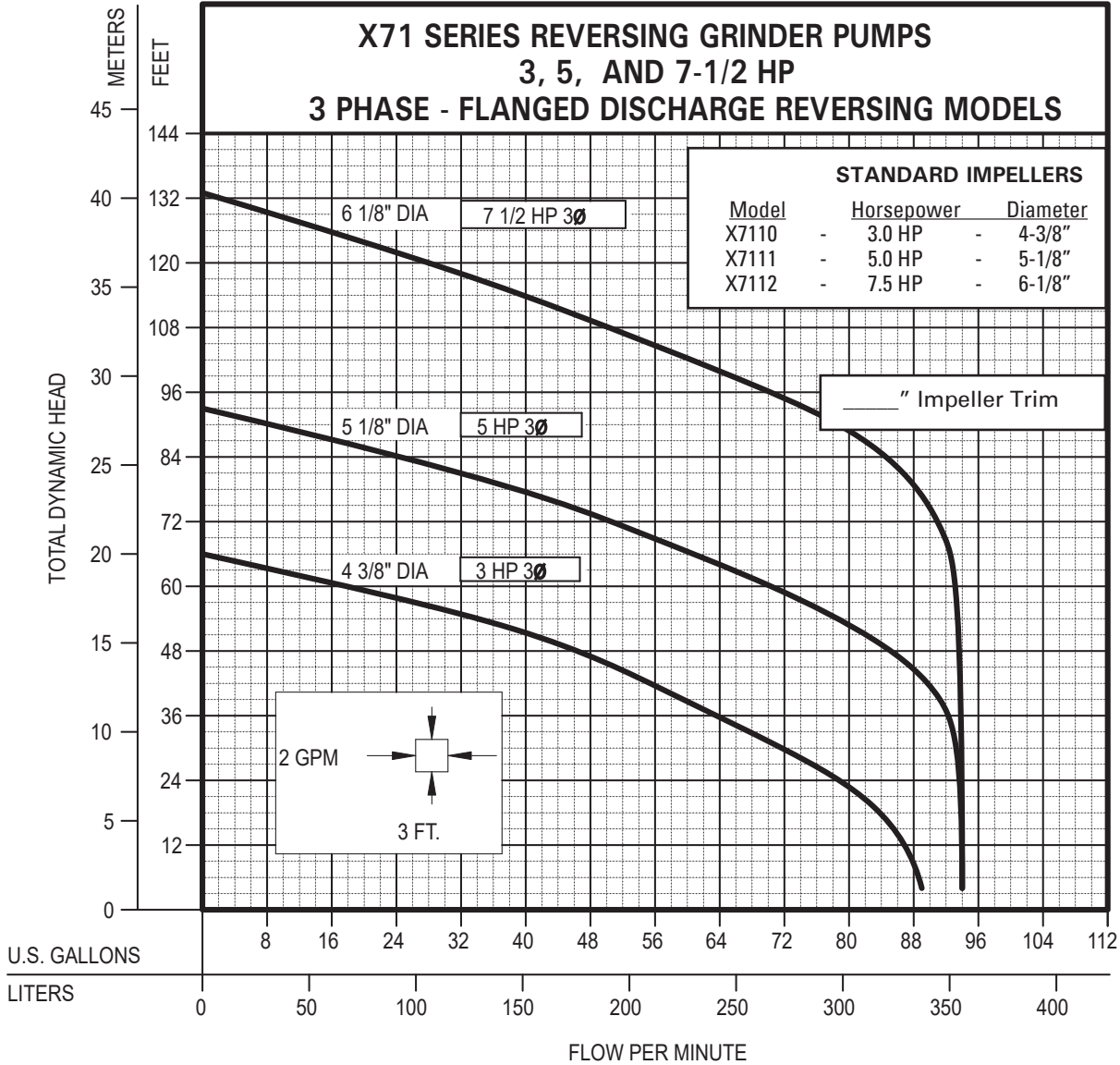
CLASS I, DIVISION 1, GROUPS C & D

CLASS I, ZONE 1, GROUPS IIA & IIB

PERFORMANCE DATA

3, 5 & 7 -1/2 HP - 3450 RPM

Flanged Discharge



A00549X

CAUTION Motor overloading can occur if an oversized impeller is used in an application without enough head. Always verify the actual TDH of an application before using a nonstandard impeller size.

Zoeller Engineered Products • 3649 Cane Run Road • Louisville, Kentucky 40211-1961 • (502) 778-2731

SWPA Data Categories Presented -- Data on this sheet supply design information as the minimum recommended by the Submersible Wastewater Pump Association and is defined in accordance with SWPA's Standardized Definitions for Pump and Motor Characteristics. The accuracy of the data is the responsibility of Zoeller Engineered Products.

© Copyright 2023 Zoeller® Co. All rights reserved.

X71 HAZARDOUS LOCATION SERIES

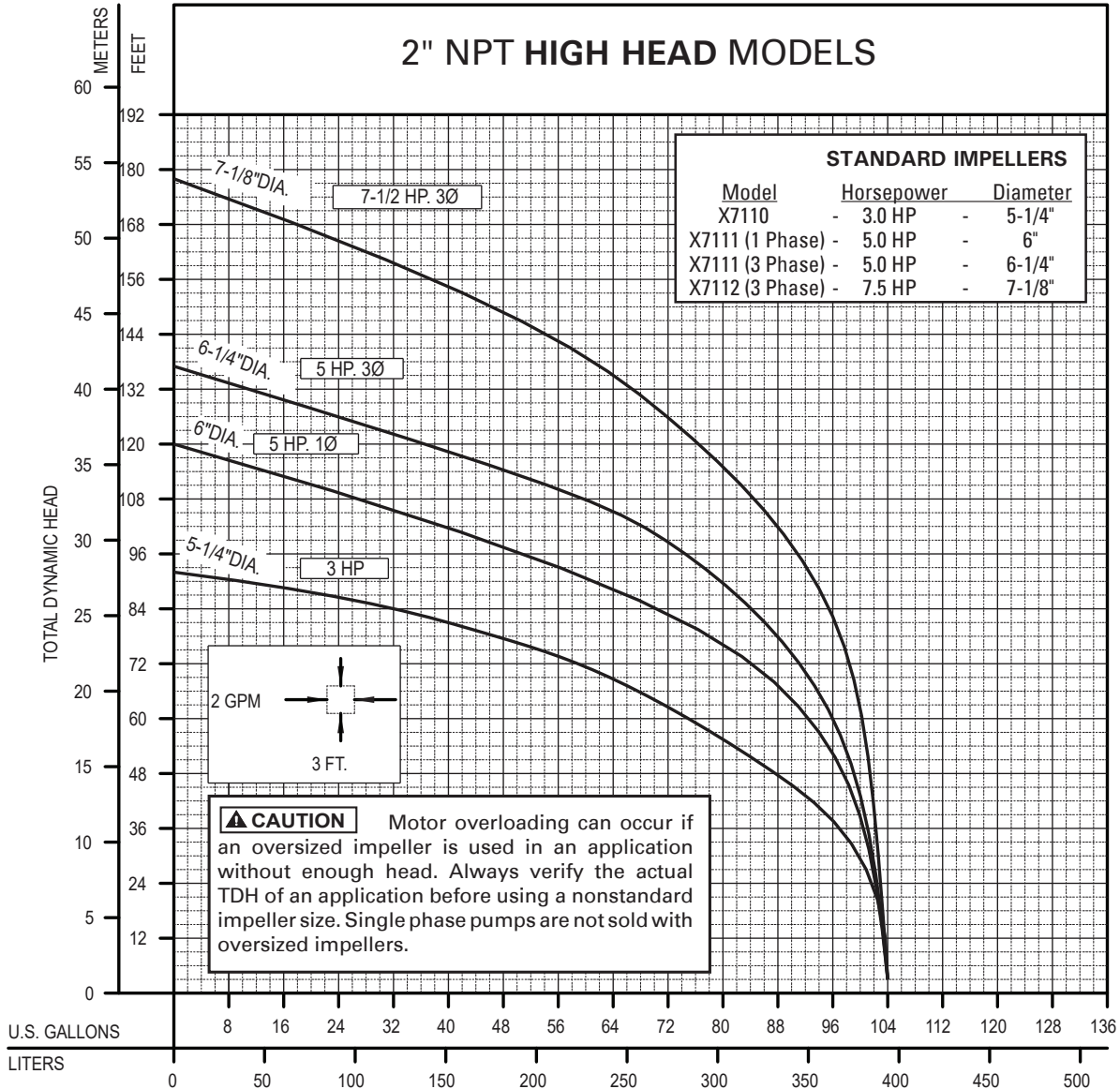
CLASS I, DIVISION 1, GROUPS C & D

CLASS I, ZONE 1, GROUPS IIA & IIB

PERFORMANCE DATA

3, 5 & 7-1/2 HP GRINDER PUMPS

2" NPT Vertical Discharge



A00651

Zoeller Engineered Products • 3649 Cane Run Road • Louisville, Kentucky 40211-1961 • (502) 778-2731

SWPA Data Categories Presented -- Data on this sheet supply design information as the minimum recommended by the Submersible Wastewater Pump Association and is defined in accordance with SWPA's Standardized Definitions for Pump and Motor Characteristics. The accuracy of the data is the responsibility of Zoeller Engineered Products.

© Copyright 2023 Zoeller® Co. All rights reserved.

X71 HAZARDOUS LOCATION SERIES

CLASS I, DIVISION 1, GROUPS C & D

CLASS I, ZONE 1, GROUPS IIA & IIB

PERFORMANCE DATA

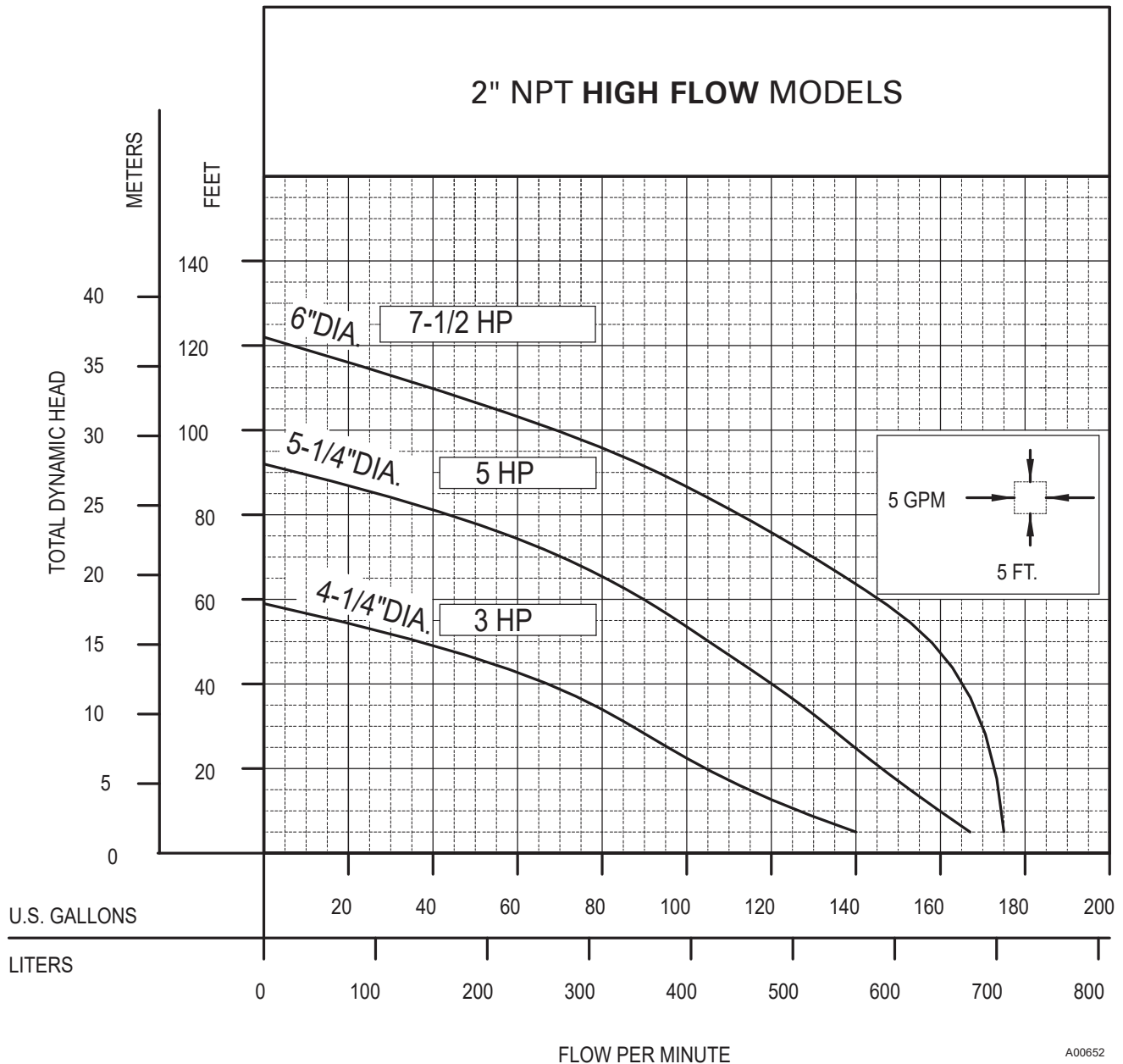
3, 5 & 7-1/2 HP GRINDER PUMPS

2" NPT Vertical Discharge



STANDARD IMPELLERS		
Model	Horsepower	Diameter
X7110	- 3.0 HP	- 4-1/4"
X7111	- 5.0 HP	- 5-1/4"
X7112	- 7.5 HP	- 6"

CAUTION Motor overloading can occur if an oversized impeller is used in an application without enough head. Always verify the actual TDH of an application before using a nonstandard impeller size. Single phase pumps are not sold with oversized impellers.



Zoeller Engineered Products • 3649 Cane Run Road • Louisville, Kentucky 40211-1961 • (502) 778-2731

SWPA Data Categories Presented -- Data on this sheet supply design information as the minimum recommended by the Submersible Wastewater Pump Association and is defined in accordance with SWPA's Standardized Definitions for Pump and Motor Characteristics. The accuracy of the data is the responsibility of Zoeller Engineered Products.

© Copyright 2023 Zoeller® Co. All rights reserved.

RESERVE POWERED DESIGN

For unusual conditions a reserve safety factor is engineered into the design of every Zoeller pump.



MAIL TO: P.O. BOX 16347 • Louisville, KY 40256-0347
SHIP TO: 3649 Cane Run Road • Louisville, KY 40211-1961
Tel: (502) 778-2731 • 1 (800) 928-PUMP

Trusted. Tested. Tough.®

visit our web site:
zoellerengineered.com