


Product information presented here reflects conditions at time of publication. Consult factory regarding discrepancies or inconsistencies.



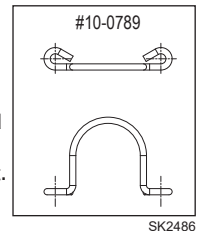
Z-Rail® Disconnect System shown

Z-RAIL® DISCONNECT SYSTEMS

THREADED DISCHARGE PUMPS 1-1/4" THRU 3" NPT

FEATURES

- Sewage, storm water and effluent pump systems
- For concrete, steel, or fiberglass tanks
- Allows for removal of pumps from ground level
- Coupling base with positive machine fit and o-ring seal provides a reliable seal.
- Guide rails direct the pump to and from the base discharge elbow. Systems are supplied complete with coupling base, sealing plate, pump discharge elbow, and upper rail support bracket.
- All systems use 3/4" schedule 40 pipe rails (not included).
- Refer to Z-Rail® installation instructions ZM2821.



#10-0789 lifting bails are required on 6160, 6180, 6280, 6290, 7008/7010, and 7020/7021 models to balance pump and rail plate evenly. Other models already include proper lifting device.


SPECIFICATIONS					
Rail System	Pump Discharge	Rail System Discharge	Materials of Construction*	Weight	Type
39-0134	1-1/4" V	2" V	Powder coated, ductile iron	41	Z-Rail®
39-0135	1-1/4" V	2" V	Powder coated, ductile iron w/ SS upper rail support bracket	43	Z-Rail®
39-0136	1-1/4" V	2" V	Powder coated, ductile iron / brass for non-sparking	44	Z-Rail®
39-0143	1-1/4" V	2" V	Powder coated, ductile iron w/ SS upper rail support / brass for non-sparking	43	Z-Rail®
39-0137	1-1/4" H	1-1/4" V	Powder coated, ductile iron (models 7020, 7021 only)	41	Z-Rail®
39-0138	1-1/4" H	1-1/4" V	Powder coated, ductile iron w/ SS upper rail support bracket (models 7020, 7021 only)	43	Z-Rail®
39-0131	1-1/2" V	2" V	Powder coated, ductile iron	41	Z-Rail®
39-0132	1-1/2" V	2" V	Powder coated, ductile iron w/ SS upper rail support bracket	43	Z-Rail®
39-0133	1-1/2" V	2" V	Powder coated, ductile iron / brass for non-sparking	44	Z-Rail®
39-0142	1-1/2" V	2" V	Powder coated, ductile iron w/ SS upper rail support / brass for non-sparking	43	Z-Rail®
39-0128	2" V	2" V	Powder coated, ductile iron	42	Z-Rail®
39-0129	2" V	2" V	Powder coated, ductile iron w/ SS upper rail support bracket	43	Z-Rail®
39-0130	2" V	2" V	Powder coated, ductile iron / brass for non-sparking	45	Z-Rail®
39-0141	2" V	2" V	Powder coated, ductile iron w/ SS upper rail support / brass for non-sparking	44	Z-Rail®
39-0146	2" V	2" V	71 Series Grinder - Powder coated, ductile iron	43	Z-Rail®
39-0148	2" V	2" V	71 Series Grinder - Powder coated, ductile iron w/ SS upper rail support bracket	45	Z-Rail®
39-0147	2" V	2" V	71 Series Grinder - Powder coated, ductile iron / brass for non-sparking	43	Z-Rail®
39-0149	2" V	2" V	71 Series Grinder - Powder coated, D.I. w/ SS upper rail support / brass for non-sparking	44	Z-Rail®
39-0122	3" V	3" V	Powder coated, ductile iron	47	Z-Rail®
39-0123	3" V	3" V	Powder coated, ductile iron w/ SS upper rail support bracket	47	Z-Rail®
39-0124	3" V	3" V	Powder coated, ductile iron / brass for non-sparking	47	Z-Rail®
39-0125	3" V	3" V	Powder coated, ductile iron w/ SS upper rail support / brass for non-sparking	47	Z-Rail®
ACCESSORIES - Intermediate rail brackets are required for each 12' of basin depth					
39-0139	Intermediate rail bracket 1-1/4", 1-1/2" and 2" discharge - stainless steel			4	Z-Rail®
39-0140	Intermediate stabilizer, SS, for 3" system			4	Z-Rail®
10-0789**	SS lifting bail for 6160, 6180, 6280, 6290, 7008/7010 and 7020/7021 series (Pictured above)			1	Both

* Coupling base / sealing plate / upper support / bracket and rail guide.

** Lifting bails are required on the following models to balance pump and rail plate evenly. Other models already include proper lifting device.

FLANGED RAIL SYSTEMS (2-1/2" TO 6" Discharge) FIELD ASSEMBLED

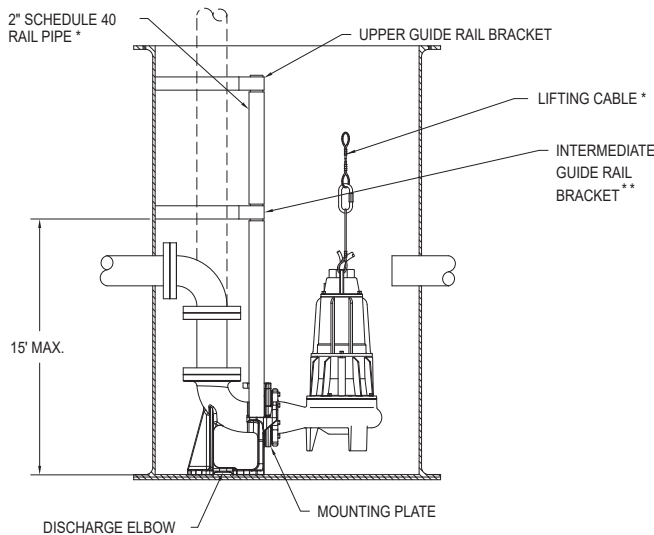
Guide rail system for removal and installation of flanged, horizontal discharge pumps without getting in or removing fluid from pit.



2-1/2" & 3" Horizontal Flanged



4" System



SK3419

* Not included

** One intermediate guide rail bracket is required for every
□ 20 ft. for 3" system or
□ 15 ft. for 4" system, of basin depth. See chart for part number.

SPECIFICATIONS

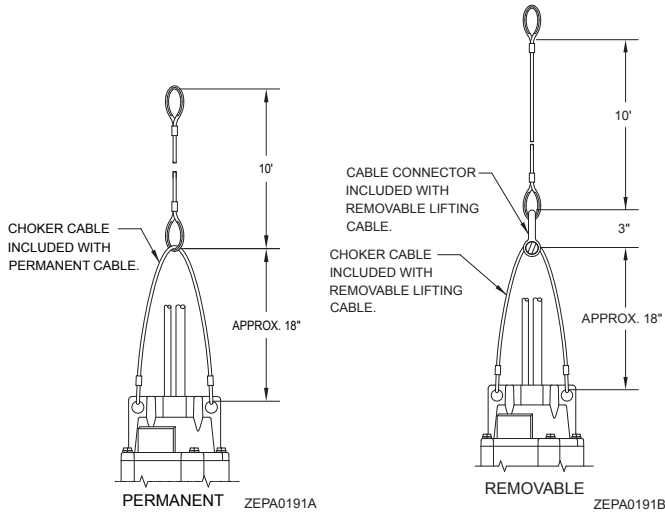
Part Number	Description	Pump Discharge	Rail System Discharge	Guide Rails*
39-0094	2-1/2" / 3" guide rail system SS	2-1/2" or 3" horizontal flange	3" Flange	2" SS or galv.
39-0154	4" guide rail system SS flange	4" horizontal	4" Flange	2" SS or galv.
39-0185	6" guide rail system SS flange	6" horizontal	6" Flange	2" SS or galv.
39-0095	2-1/2" / 3" guide rail system SS non-sparking for Class I Group C and/or Group D Division 1 installation	2-1/2" or 3" horizontal flange	3" Flange	2" SS or galv.
39-0155	4" guide rail system SS non-sparking for Class I Group C and/or Group D Division 1 installation	4" horizontal flange	4" Flange	2" SS or galv.
39-0190	6" guide rail system SS non-sparking for Class I Group C and/or Group D Division 1 installation	6" horizontal flange	6" Flange	2" SS or galv.

ACCESSORIES - Intermediate rail brackets

Part Number	Pump Discharge	Discharge Pipe	Discharge Pipe Description
39-0096	2-1/2" / 3"	2-1/2" / 3"	PVC, Stainless Steel, Galvanized
6039-0014	4"	4"	PVC, Stainless Steel, Galvanized
39-0187	4"	4"	Ductile Iron
39-0188	4"	6"	Ductile Iron
6039-0021	6"	6"	PVC, Stainless Steel, Galvanized

PUMP LIFTING CABLES

1/4" Lifting Cables for pump models: 1-20 BHP Solids Handling Models 3-15 HP Grinder Models

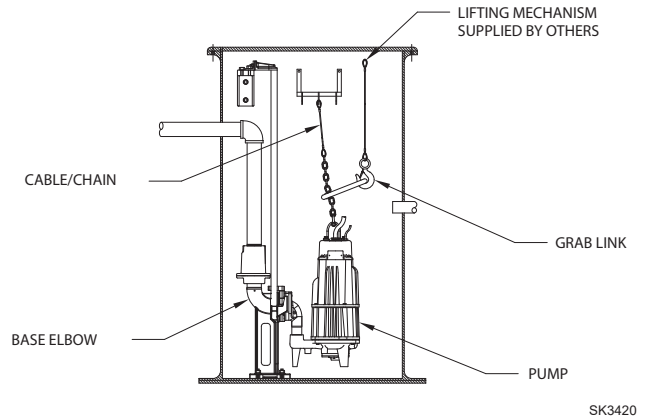


P/N	Description	Material	Wt. Lbs.
6039-0026	Choker Cable	Stainless Steel	1
6039-0027	Choker Cable	Galvanized Steel	1
6039-0028	Permanent Cable - 10'	Stainless Steel	4
6039-0029	Permanent Cable - 10'	Galvanized Steel	4
6039-0030	Removable Cable - 10'	Stainless Steel	5
6039-0031	Removable Cable - 10'	Galvanized Steel	5
6039-0032	Permanent Cable - 15'	Stainless Steel	6
6039-0062	Permanent Cable - 20'	Stainless Steel	7
6039-0061	Permanent Cable - 25'	Stainless Steel	8
6039-0068	Permanent Cable - 30'	Stainless Steel	9
6039-0067	Removable Cable - 15'	Stainless Steel	7
6039-0039	Removable Cable - 20'	Stainless Steel	8
6039-0036	Removable Cable - 25'	Stainless Steel	9

1/8" Stainless steel lifiting for pump models: commercial duty and 1-2 HP grinders

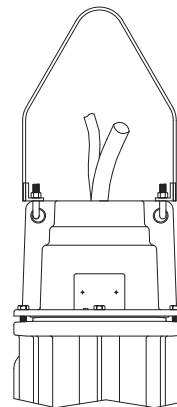
Part Number	Length
39-0031	8'
39-0032	12'
39-0033	16'
39-0034	20'
39-0035	24'

316 SS Single Leg With Cable & Shackle			
P/N	Chain Length	Chain Size	Lifting Weight
6039-0115	20'	1/4"	1,375 lbs.
6039-0116	25'		
6039-0117	30'		
6039-0118	35'		
6039-0119	Grip Eye Bracket	1/4" - 1/2"	7,300 lbs.



SK3420

Rigid Lifting Bail



ZEPA0597

3/8" removable lifting cable: 25-60 HP 64 HD and X64 HD pumps

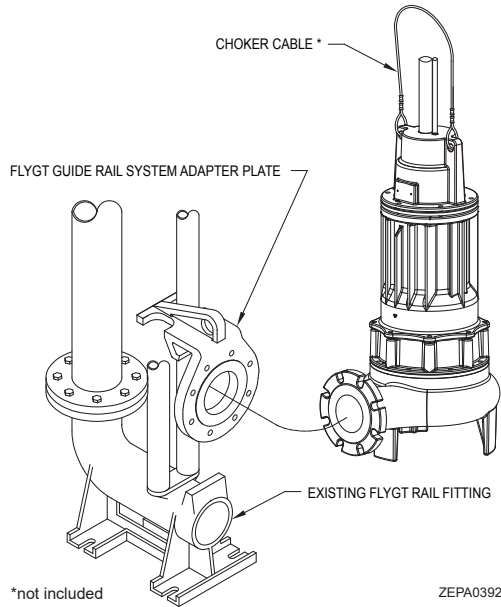
P/N	Description	Material	Wt. Lbs.
6039-0094	16' Cable w/ zinc plates shackle	Stainless Steel	5
6039-0105	20' Cable w/ zinc plates shackle	Stainless Steel	5
6039-0098	25' Cable w/ zinc plates shackle	Stainless Steel	6
6039-0097	30' Cable w/ zinc plates shackle	Stainless Steel	9
6039-0100	50' Cable w/ zinc plates shackle	Stainless Steel	16

* Used with a Rigid Lifting Bail

PUMP SERIES	P/N	Material	Wt. Lbs.
61 HD & X61 HD	39-0175	Stainless Steel	4
62 HD & X62 HD	39-0175	Stainless Steel	4
71 & X71	39-0175	Stainless Steel	4
64 HD	6039-0042	Stainless Steel	5
X64 HD, 25 - 40 HP	39-0175	Stainless Steel	4
X64 HD, 50 - 60HP	39-0176	Stainless Steel	5

3", 4" & 6" FLYGT GUIDE RAIL SYSTEM ADAPTERS

Adapter plates for retrofitting 3", 4" & 6" horizontal discharge pumps to existing Flygt rail systems.



DESIGN FEATURES

- Cast iron construction
- Flange conforms to ANSI B16.10 fully flat/MSS SP-6.
- For use with all 6400, 61 HD and 62 HD series pumps with 3", 4" or 6" discharges and 2" NPT rail pipe.
- Flange gasket and stainless steel bolts included.

Pump Discharge	Part Number
3"	6039-0070
4"	6039-0048
6"	6039-0053


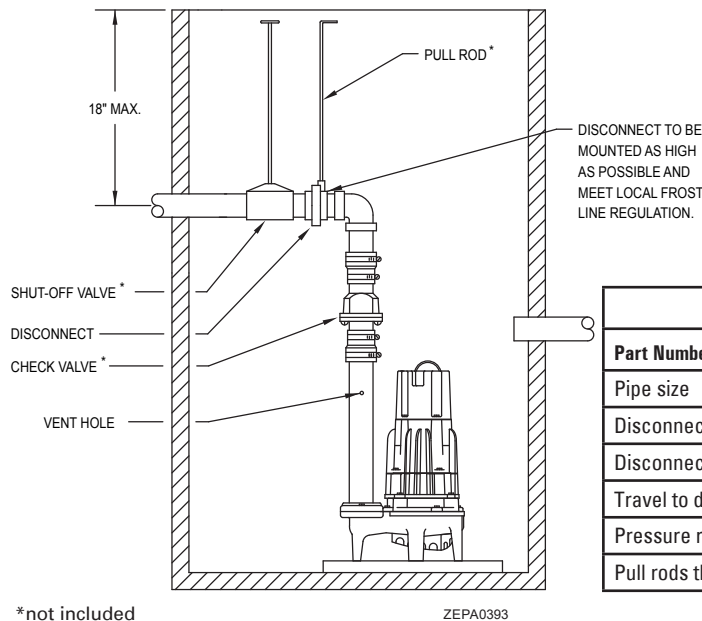
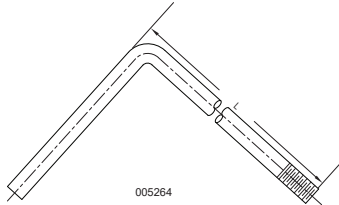
DISCONNECT ONLY

(1-1/4", 1-1/2" & 2" Discharge)

Disconnect fitting; used for shallow systems where guide rails are not necessary. (pull rod not included)

Stainless Steel Pull Rods

3/8"-16 UNC	
Part Number	Length
39-0069	1'
39-0006	2-1/2'
39-0007	3-1/2'
39-0008	4-1/2'
39-0009	5-1/2'



39-0053, 1-1/4" NPT
39-0001, 1-1/2" NPT
39-0002, 2" NPT

SPECIFICATIONS			
Part Number	39-0053	39-0001	39-0002
Pipe size	1-1/4"	1-1/2" NPT	2" NPT
Disconnect material	brass	brass	brass
Disconnect weight	1.6 lb.	2.0 lbs.	2.5 lbs.
Travel to disengage	3-3/4"	3"	3-1/2"
Pressure rating	150 PSI	150 PSI	150 PSI
Pull rods thread size	3/8" - 16 UNC	3/8" - 16 UNC	3/8" - 16 UNC

NOTE: All pumps should be supported underneath with concrete blocks or basin floor.