

Product information presented here reflects conditions at time of publication. Consult factory regarding discrepancies or inconsistencies.

MAILTO: P.O. BOX 16347 • Louisville, KY 40256-0347
SHIPTO: 3649 Cane Run Road • Louisville, KY 40211-1961
(502) 778-2731 • 1 (800) 928-PUMP • **FAX** (502) 774-3624

Visit our web site:
zoellerengineered.com

REPLACEMENT PARTS LIST FOR 7010 GRINDER MODELS:

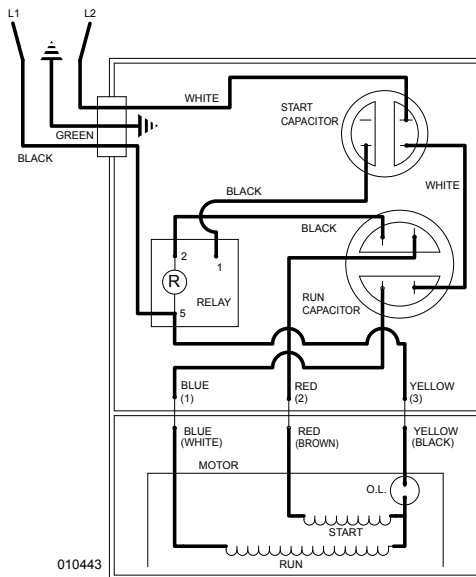
- E7010 NONAUTOMATIC 230V 1PH**
- I7010 NONAUTOMATIC 200V 1PH**
- WD7010 AUTOMATIC w/wired float switch 230V 1PH**
- WH7010 AUTOMATIC w/wired float switch 200V 1PH**
- J7010 NONAUTOMATIC 200 V 3PH**
- F7010 NONAUTOMATIC 230 V 3PH**
- K7010 NONAUTOMATIC 380 V 3PH**
- G7010 NONAUTOMATIC 460 V 3PH**
- BA7010 NONAUTOMATIC 575 V 3PH**

Consult factory for all other models

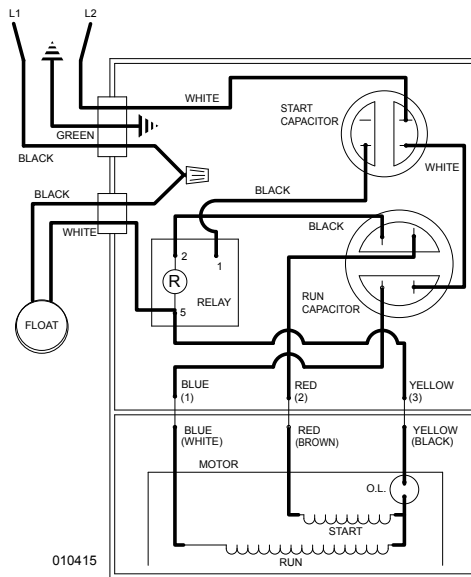
TO ORDER REPLACEMENT PARTS:

PLEASE FURNISH THE FOLLOWING INFORMATION:

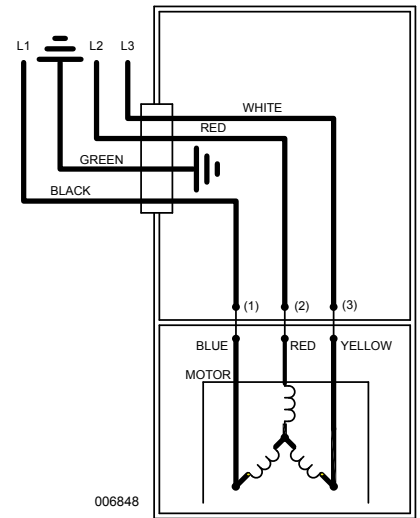
- Model Number
- Part Number of Pump
- Part Number and Description of part



WIRING DIAGRAM FOR MODELS
"E7010" All Revisions and
"I7010" All Revisions
03/11 thru Current



WIRING DIAGRAM FOR MODELS
"WD7010" All Revisions and
"WH7010" All Revisions
03/11 thru Current



WIRING DIAGRAM FOR MODELS
"J7010", "F7010", "K7010",
"G7010", and "BA7010" All Revisions
09/17 thru Current

REPLACEMENT PARTS LIST FOR MODELS "E7010" & "I7010"

REF NO.	DESCRIPTION	MODELS:			QTY	NOTE	I7010-A		I7010-B	
		E7010-A	E7010-B	03/11 thru 1/17			2/17 thru Current	03/11 thru 1/17	2/17 thru Current	
1	HANDLE	217069	217069	1		217069	217069	217069	217069	
2	COVER & CORD 200/230V(IPIH/NONAUTO)/7010"	151473	151473	1	3	151473	151474	151474	151474	
3	COVER-MACH & HANDLE ASM	015612	015612	1	3	015612	015612	015612	015612	
4	SWITCH-FLT-TERM & SEAL "7010"	N/A	N/A	0		N/A	N/A	N/A	N/A	
5	SEAL.CORD-FLOAT SWITCH	N/A	N/A	0		N/A	N/A	N/A	N/A	
6	CORD TERM&SEAL	015614	015614	1	3	015614	015615	015615	015615	
7	SEAL.CORD-ASM&STR RLF	015634	015634	1	3	015634	015634	015634	015634	
8	GASKET/CASE/COVER	012649	012649	1		012649	012649	012649	012649	
9	WIRE PKG (6 WIRES)	010833	010833	1		010833	010833	010833	010833	
10	CAPACITOR-START & CLAMP ASM.	010829	010829	1		010829	010829	010829	010829	
11	CAPACITOR-RUN & CLAMP ASM	010830	010830	1		010830	010830	010830	010830	
12	RELAY/VOLTAGE SENSING	014601	014601	1		014601	014601	014601	014601	
13	PLUG,TEST	015023	015023	2		015023	015023	015023	015023	
14	SEAL THRU WALL TERM	003402	003402	3		003402	003402	003402	003402	
15	HOUSING,MTR-&STR	018231	018231	1	4	018231	018232	018232	018232	
16	BEARING,6201	006703	006703	1		006703	006703	006703	006703	
17	KEY	011711	011711	1		011711	011711	011711	011711	
18	ROTOR & BRG ASM/PH "7010"	018230	018230	1		018230	018230	018230	018230	
19	BEARING,7303	009861	009861	1		009861	009861	009861	009861	
20	SEAL,MTR HSG	012648	012648	1		012648	012648	012648	012648	
21	OIL DIELECTRIC	018233	018233	1		018233	018233	018233	018233	
22	ADAPTER-MACH	001003	001003	1		001003	001003	001003	001003	
23	SEAL,SHAFT	014675	014675	1		014675	014675	014675	014675	
24	WASHER,SUPPORT-SS	010863	010863	1		010863	010863	010863	010863	
25	COLLAR,SHAFT	010409	010409	1		010409	010409	010409	010409	
26	IMPELLER,PLASTIC "7010"	019358	019358	1		019358	019358	019358	019358	
27	HOUSING,PUMP-MACH "7010"	010400	010400	1		010400	010400	010400	010400	
28	CUTTER & DISC ASM./7010"	010832	010832	1		010832	010832	010832	010832	
29	GRINDER SHIM SET	012632	012632	1		012632	012632	012632	012632	
30	WASHER,RETAINING	008533	008533	1		008533	008533	008533	008533	
31	GUARD,CUTTER-PLASTIC	008528	N/A	1		008528	N/A	N/A	N/A	
32	CONNECTOR,WIRENUT 14-16GA	N/A	N/A	0		N/A	N/A	N/A	N/A	
33	SCREW,25-20X.75" SH CAP SS.	007768	N/A	3		007768	N/A	N/A	N/A	
34	SCREW,25-20X.75" SH CAP SS.	N/A	007768	6		N/A	007768	007768	007768	
35	SCREW,25-20 X 75LG HH SS (NYLOCK)	009545	009545	1		009545	009545	009545	009545	
36	SCREW,#10-24X.875-FLT SH CAP SS.	007761	N/A	3		007761	N/A	N/A	N/A	
37	SCREW,313-18 X 1" HH CAP-SS	002608	002608	4		002608	002608	002608	002608	
38	SCREW,25-20X1" HHM-S.S.	007790	007790	4		007790	007790	007790	007790	
39	SCREW,25-20X.75 HHM-SS/INDETTED/UNSLOTTED	001916	001916	4		001916	001916	001916	001916	
40	SCREW,#6-32X.25RHM SL TC STLGR	001877	001877	5		001877	001877	001877	001877	
41	SPRING,BEARING PRELOAD	017192	017192	1		017192	017192	017192	017192	
42	WASHER,FLAT-SS .25 STANDARD	004480	N/A	3		004480	N/A	N/A	N/A	
43	SCREW,#6-32X.375RHM SL TC ZINC PLATED	019421	019421	1		019421	019421	019421	019421	
44	DISC, CUTTER	010407	010407	1		010407	010407	010407	010407	
45	CUTTER & SHIM ASM	019697	019697	1		019697	019697	019697	019697	
46	INSULATOR FLAG TERMINAL	001797	001797	3		001797	001797	001797	001797	
47	REBUILD KIT E & I "7010"	151477	151477	1		151477	151477	151477	151477	

See page 3 for notes.

REPLACEMENT PARTS LIST FOR MODELS "WD7010" & "WH7010"

REF NO.	DESCRIPTION	MODELS:			QTY	NOTE	WD7010-A		WH7010-A	
		WD7010-A	WD7010-B	03/11 thru 1/17			2/17 thru Current	03/11 thru 1/17	2/17 thru Current	
1	HANDLE	217069	217069	1		217069	217069	217069	217069	
2	COVER.CORD & FLT	151475	151475	1		151475	151475	151476	151476	
3	COVER-MACH & HANDLE ASM	015613	015613	1	3	015613	015613	015613	015613	
4	SWITCH-FLT-TERM & SEAL "7010"	010827	010827	1	3	010827	010827	011880	011880	
5	SEAL.CORD-FLOAT SWITCH	011065	011065	1		011065	011065	011071	011071	
6	CORD TERM & SEAL	015632	015632	1	3	015632	015632	015633	015633	
7	SEAL.CORD-ASM&STR RLF	015634	015634	1	3	015634	015634	015634	015634	
8	GASKET/CASE/COVER	012649	012649	1		012649	012649	012649	012649	
9	WIRE PKG (6 WIRES)	010833	010833	1		010833	010833	010833	010833	
10	CAPACITOR-START & CLAMP ASM.	010829	010829	1		010829	010829	010829	010829	
11	CAPACITOR-RUN & CLAMP ASM	010830	010830	1		010830	010830	010830	010830	
12	RELAY/VOLTAGE SENSING	014601	014601	1		014601	014601	014601	014601	
13	PLUG,TEST	015023	015023	2		015023	015023	015023	015023	
14	SEAL THRU WALL TERM	003402	003402	3		003402	003402	003402	003402	
15	HOUSING,MTR-&STR	018231	018231	1	4	018231	018231	018232	018232	
16	BEARING,6201	006703	006703	1		006703	006703	006703	006703	
17	KEY	011711	011711	1		011711	011711	011711	011711	
18	ROTOR & BRG ASM/PH "7010"	018230	018230	1		018230	018230	018230	018230	
19	BEARING,7303	009861	009861	1		009861	009861	009861	009861	
20	SEAL,MTR HSG	012648	012648	1		012648	012648	012648	012648	
21	OIL DIELECTRIC	018233	018233	1		018233	018233	018233	018233	
22	ADAPTER-MACH	001003	001003	1		001003	001003	001003	001003	
23	SEAL,SHAFT	014675	014675	1		014675	014675	014675	014675	
24	WASHER,SUPPORT-SS	010863	010863	1		010863	010863	010863	010863	
25	COLLAR,SHAFT	010409	010409	1		010409	010409	010409	010409	
26	IMPELLER,PLASTIC "7010"	019358	019358	1		019358	019358	019358	019358	
27	HOUSING,PUMP-MACH "7010"	010400	010400	1		010400	010400	010400	010400	
28	CUTTER & DISC ASM./7010"	010832	010832	1		010832	010832	010832	010832	
29	GRINDER SHIM SET	012632	012632	1		012632	012632	012632	012632	
30	WASHER,RETAINING	008533	008533	1		008533	008533	008533	008533	
31	GUARD,CUTTER-PLASTIC	008528	N/A	1		008528	N/A	N/A	N/A	
32	CONNECTOR,WIRENUT 14-16GA	003753	003753	1		003753	003753	003753	003753	
33	SCREW,25-20X.75" SH CAP SS.	007768	N/A	3		007768	N/A	N/A	N/A	
34	SCREW,25-20X.75" SH CAP SS.	N/A	007768	6		N/A	007768	N/A	N/A	
35	SCREW,25-20 X 75LG HH SS (NYLC)	009545	009545	1		009545	009545	009545	009545	
36	SCREW,#10-24X.875-FLT SH CAP SS.	007761	N/A	3		007761	N/A	N/A	N/A	
37	SCREW,313-18 X 1" HH CAP-SS	002608	002608	4		002608	002608	002608	002608	
38	SCREW,25-20X1" HHM-S.S.	007790	007790	4		007790	007790	007790	007790	
39	SCREW,25-20X.75 HHM-SS/INDETTED/UNSLOTTED	001916	001916	4		001916	001916	001916	001916	
40	SCREW,#6-32X.25RHM SL TC STLGR	001877	001877	5		001877	001877	001877	001877	
41	SPRING,BEARING PRELOAD	017192	017192	1		017192	017192	017192	017192	
42	WASHER,FLAT-SS .25 STANDARD	004480	N/A	3		004480	N/A	N/A	N/A	
43	SCREW,#6-32X.375RHM SL TC ZINC PLATED	019421	019421	1		019421	019421	019421	019421	
44	DISC, CUTTER	010407	010407	1		010407	010407	010407	010407	
45	CUTTER & SHIM ASM	019697	019697	1		019697	019697	019697	019697	
46	INSULATOR FLAG TERMINAL	001797	001797	3		001797	001797	001797	001797	
47	REBUILD KIT WD & WH "7010"	151477	151477	1		151477	151477	151477	151477	

See page 3 for notes.

REPLACEMENT PARTS LIST FOR MODELS "J7010", "F7010", "K7010", "G7010" & "BA7010"

See back page for illustration.

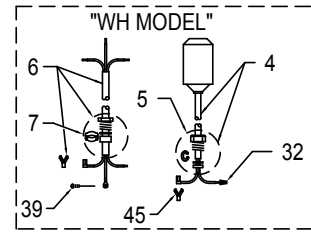
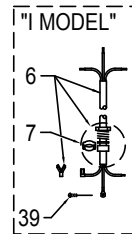
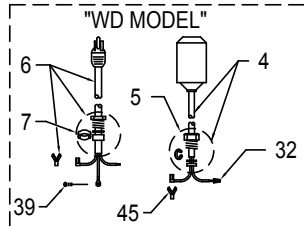
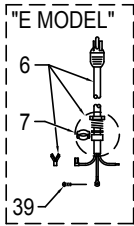
REF NO.	DESCRIPTION	QTY	NOTE	MODELS:				
				J7010-A	F7010-A	K7010-A	G7010-A	BA7010-A
				09/17 thru Current	09/17 thru Current	09/17 thru Current	09/17 thru Current	09/17 thru Current
1	• HANDLE	1		217069	217069	217069	217069	217069
2	COVER AND CORD 3PH/NONAUTO "7010"	1		154717	154717	154717	154717	154717
3	COVER-MACH & HANDLE ASM	1		015612	015612	015612	015612	015612
4	SWITCH, FLT-TERM & SEAL	0		N/A	N/A	N/A	N/A	N/A
5	SEAL, CORD-FLOAT SWITCH	0		N/A	N/A	N/A	N/A	N/A
6	CORD TERM & SEAL	1		014177	014177	014177	014177	014177
7	• SEAL, CORD-ASM & STR RLF	1		015634	015634	015634	015634	015634
8	• GASKET, CASE/COVER	1		012649	012649	012649	012649	012649
9	• WIRE PKG (6 WIRES)	0		N/A	N/A	N/A	N/A	N/A
10	CAPACITOR-START & CLAMP ASM	0		N/A	N/A	N/A	N/A	N/A
11	CAPACITOR-RUN & CLAMP ASM	0		N/A	N/A	N/A	N/A	N/A
12	RELAY, VOLTAGE SENSING	0		N/A	N/A	N/A	N/A	N/A
13	• PLUG, TEST	2		015023	015023	015023	015023	015023
14	• SEAL, THRU WALL TERM	3		003402	003402	003402	003402	003402
15	HOUSING, MTR & STR	1	4	154676	154677	154678	154679	154670
16	BEARING, SLEEVE-BRONZE OILITE	1		N/A	N/A	N/A	N/A	N/A
	• BEARING, 6201			006703	006703	006703	006703	006703
17	KEY	1		011711	011711	011711	011711	011711
18	ROTOR & BRG ASM 3PH "7010"	1		154698	154698	154698	154698	154698
19	• BEARING, 7303	1		009861	009861	009861	009861	009861
20	• SEAL, MTR HSG	1		012648	012648	012648	012648	012648
21	• OIL, DIALECTRIC	1		018233	018233	018233	018233	018233
22	ADAPTER-MACH	1		001003	001003	001003	001003	001003
23	• SEAL, SHAFT	1		014675	014675	014675	014675	014675
24	WASHER, SUPPORT-SS	1		010863	010863	010863	010863	010863
25	COLLAR, SHAFT	1		010409	010409	010409	010409	010409
26	IMPELLER-MACH	1		N/A	N/A	N/A	N/A	N/A
	IMPELLER-PLASTIC "7010"			019358	019358	019358	019358	019358
27	HOUSING, PUMP-MACH "7010"	1		154088	154088	154088	154088	154088
28	CUTTER & DISC ASM "7010"	1		154292	154292	154292	154292	154292
29	CUTTER SHIM SET	1		012632	012632	012632	012632	012632
30	WASHER, RETAINING	1		008533	008533	008533	008533	008533
31	GUARD, CUTTER-PLASTIC	0		N/A	N/A	N/A	N/A	N/A
32	CONNECTOR,WIRENUT 14-16GA	0		N/A	N/A	N/A	N/A	N/A
33	• SCREW, .25-20 X .75" SH CAP SS	6		007768	007768	007768	007768	007768
34	• SCREW, .25-20 X .75" HH SS (NYLOCK)	1		009545	009545	009545	009545	009545
35	• SCREW, #10-24 X .875-FLT SH CAP SS	0		N/A	N/A	N/A	N/A	N/A
36	• SCREW, .313-18 X 1" HH CAP SS	4		002608	002608	002608	002608	002608
37	• SCREW, .25-20 X 1" HH SS	4		007790	007790	007790	007790	007790
38	• SCREW, .25-20 X .75" HHM SS/INDENTED/UNSLLOT	4		001916	001916	001916	001916	001916
39	• SCREW, #6-32X.25RHM SL TC STLGR	1		001877	001877	001877	001877	001877
40	• SPRING, BEARING PRELOAD	1		017192	017192	017192	017192	017192
41	• WASHER, FLAT-SS .25 STANDARD	0		N/A	N/A	N/A	N/A	N/A
42	• SCREW, #6-32 X .375 RHM SL TC ZINC PLATED	0		N/A	N/A	N/A	N/A	N/A
43	DISC, CUTTER	1		153203	153203	153203	153203	153203
44	CUTTER & SHIM ASM/2 BLADE/.75" SCREW	1		154295	154295	154295	154295	154295
45	INSULATOR FLAG TERMINAL	0		N/A	N/A	N/A	N/A	N/A
	REBUILD KIT	1		151477	151477	151477	151477	151477

- Items included in Rebuild Kit.
- Not Shown in Illustration.

NOTES:

- 1) See FM0160 price sheet for listing of parts prices.
- 2) "N/A" indicates, not applicable.
- 3) If an "X" follows Model No., or Date Mfg. on brass ID tag, consult factory for ordering of this part.
- 4) Housing, MTR & Stator (Item 15) is preassembled at factory and must be replaced as a unit. Stator is permanently attached to the Motor Housing. Plug (Item 13) and Seal, thru Wall Term. (Item 14) and Bearing (Item 16) are replaceable.

REPLACEMENT PARTS ILLUSTRATION FOR 7010 - ALL MODELS



APPLICABLE CORD, SEAL & GROUND SCREW

