

Trusted. Tested. Tough.™

Product information presented here reflects conditions at time of publication. Consult factory regarding discrepancies or inconsistencies.



SECTION: Z4.10.170

ZM2625

0215

Supersedes

1113

MAIL TO: P.O. BOX 16347 • Louisville, KY 40256-0347
SHIP TO: 3649 Cane Run Road • Louisville, KY 40211-1961
 (502) 778-2731 • 1 (800) 928-PUMP • **FAX** (502) 774-3624

visit our web site:
zoellerengineered.com

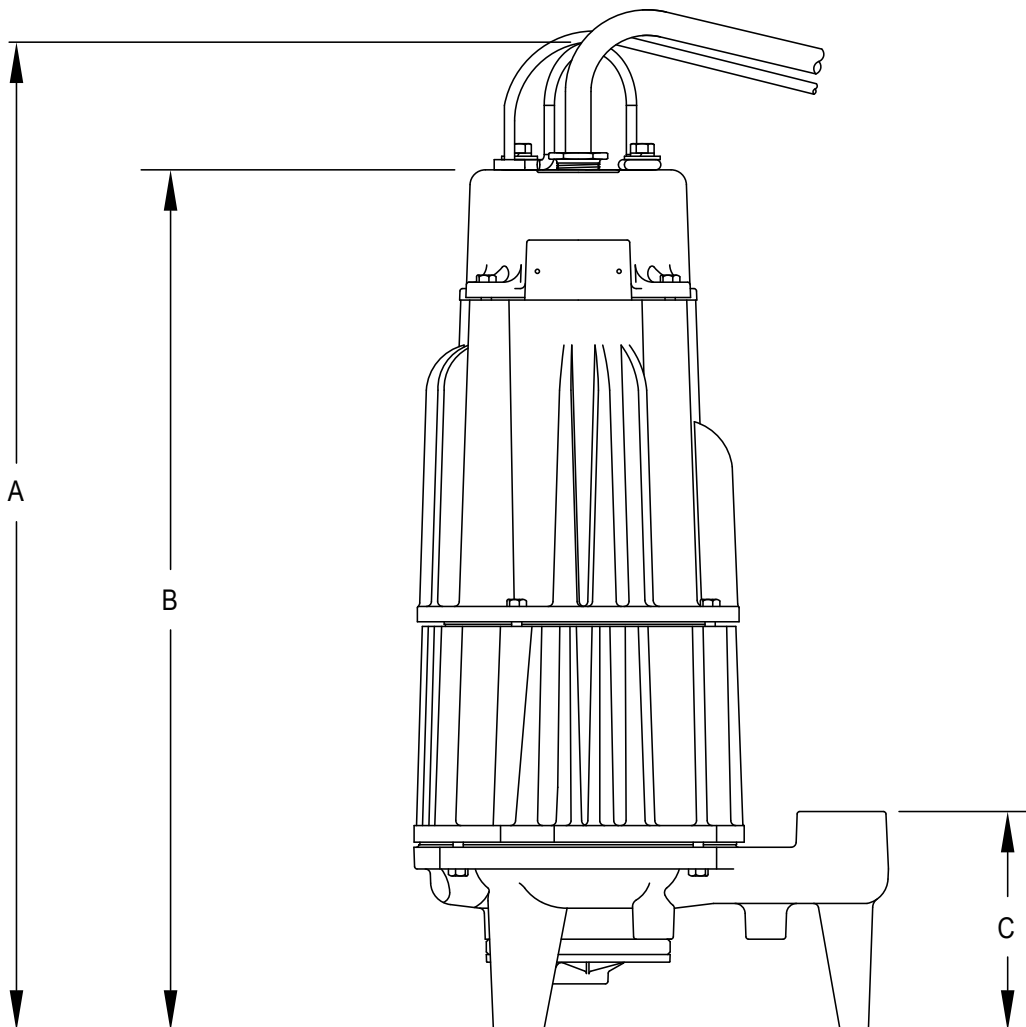
70 SERIES • MODELS 7011-7012-7013

DIMENSIONAL DATA

2 HP GRINDER PUMP - DUAL SEAL

1.25" NPT Discharge

Floor Mounted



SK1322

MODEL	A	B	C
7011	24 7/32	21 3/32	5 3/8
7012	23 3/4	20 5/8	5
7013	23 3/4	20 5/8	5

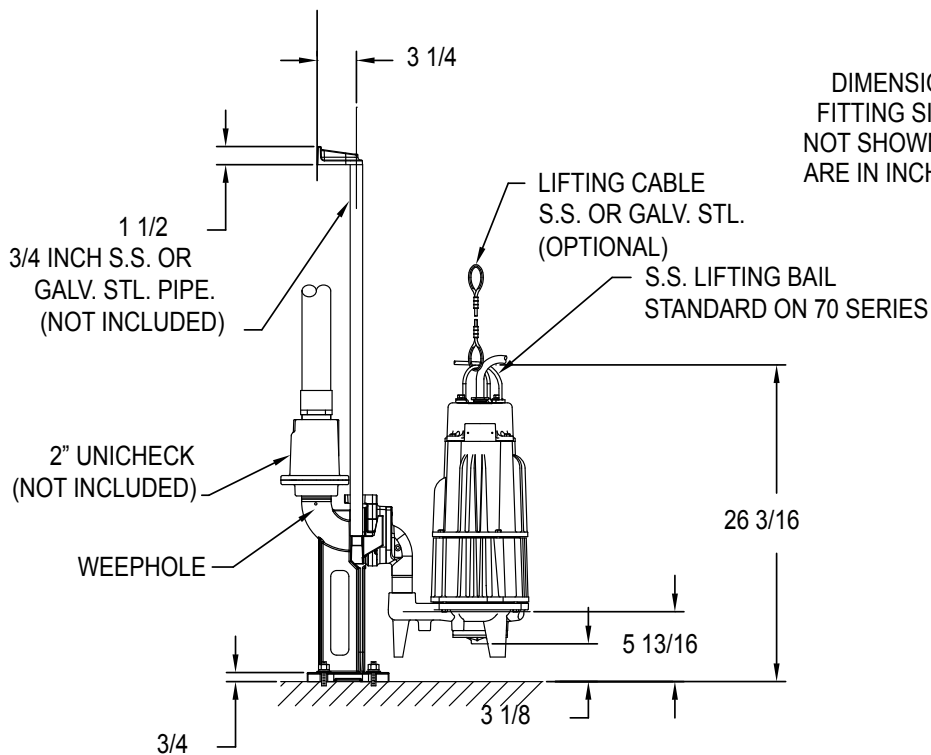
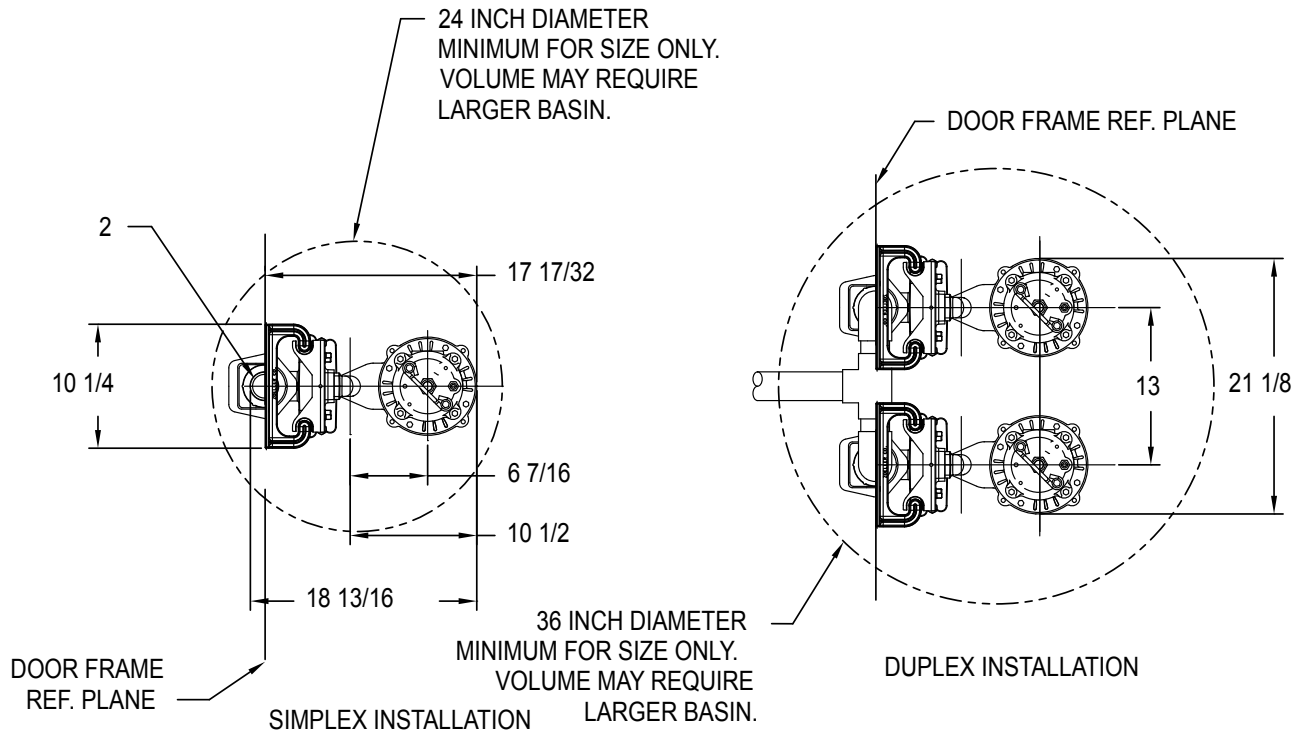
70 SERIES • MODELS 7011-7012-7013

DIMENSIONAL DATA

2 HP GRINDER PUMP - DUAL SEAL

1.25" NPT X 2" NPT Discharge

39-0134 & 39-0135 Z-Rail® Disconnect System



DIMENSIONS ARE BASED ON STD. ANSI FITTING SIZES. CHECK VALVES REQUIRED, NOT SHOWN FOR CLARITY. ALL DIMENSIONS ARE IN INCHES UNLESS OTHERWISE NOTED.

SK2977

Zoeller Engineered Products • 3649 Cane Run Road • Louisville, Kentucky 40211-1961 • (502) 778-2731

SWPA Data Categories Presented -- Data on this sheet supply design information as the minimum recommended by the Submersible Wastewater Pump Association and is defined in accordance with SWPA's Standardized Definitions for Pump and Motor Characteristics. The accuracy of the data is the responsibility of Zoeller Engineered Products.

© Copyright 2015 Zoeller® Co. All rights reserved.