

Trusted. Tested. Tough.®

SECTION: Z5.00.190

ZM1328

0921

Supersedes

0821

Product information presented here reflects conditions at time of publication. Consult factory regarding discrepancies or inconsistencies.



MAIL TO: P.O. BOX 16347 • Louisville, KY 40256-0347  
 SHIP TO: 3649 Cane Run Road • Louisville, KY 40211-1961  
 (502) 778-2731 • 1 (800) 928-PUMP • FAX (502) 774-3624

Visit our website:  
 zoellerengineered.com

## FLOAT SWITCHES AND BRACKETS



### COMPARE THESE FEATURES

- Float is constructed of durable PVC/polypropylene encasing variable level switch.
- Standard mechanical variable level control switches are rated for 115/230V, 5 amps.
- 18/2 Type SJOW CPE Cord-Standard
- Cords are available in 15-20-25-35-50 foot lengths.
- Temperature rating of 140 °F (60 °C)
- Low current switches for Class I, Division 1, Group C & D locations and Class Zone 1, Group IIA & IIB when used in intrinsically safe circuits and rated for 30 VDC, 0.1 Amps
- Approximately 1/2" liquid level differential in switching action

Variable Level Control Switch is normally open when hanging vertically above liquid level. Switch closes when it reaches a few degrees above the horizontal position.

### APPLICATIONS

- Switch for Simplex or Duplex pump control and High Level Alarm on Electrical Alternating Control Panel systems for dewatering, effluent and sewage applications.
- Switch for A-Pak
- High Level Alarm Switch

### ADJUSTABLE WEIGHT: (P/N 10-0689)


- Provides an accurate pivot point for suspended float switches
- Gripper teeth on clip and weight channel securely lock float cable into place.
- Cable weight can be adjusted without the use of tools.

**HOUSING:** 1 lb. 12 oz. (0.8 kg) 2.8" x 3.3" (7.1 cm x 8.4 cm) impact-resistant and non-corrodible, PVC housing for liquids up to 140 °F (60 °C)

**CLIP:** injection-molded acetal plastic

**WIRE/CABLE ACCOMODATED:** SJOW, SJTW, 18/2, 16/3, 14/4, 14/2

**SHIP WEIGHT:** 2 lbs. (32 oz)



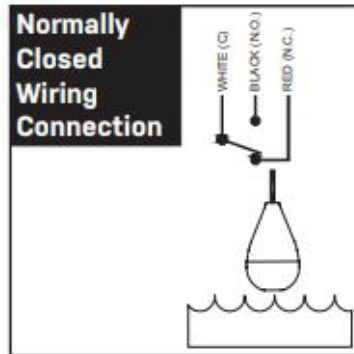
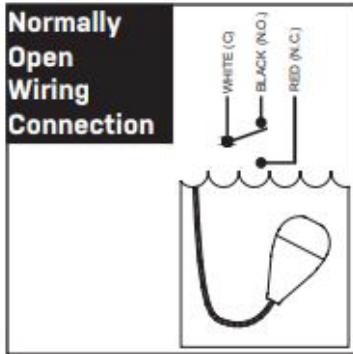
Float Switch Kits - 20' Cords	
10-0347	3 switches and weights
10-0348	4 switches and weights
10-0689	Weight Only

FLOAT SWITCHES			
Mechanical		Cord Length	Mounting Method
Standard P/N*	Low Current P/N**		
10-0743	10-2060	15	Clamp
10-0744	10-2061	20	Clamp
10-1877	10-2062	25	Clamp
10-1878	10-2063	35	Clamp
10-1879	10-2064	50	Clamp
10-1880	10-2065	15	Adjustable weight
10-2033	10-3284	20	Adjustable weight
10-1881	10-2066	25	Adjustable weight
10-1882	10-2067	35	Adjustable weight
10-1883	10-2068	50	Adjustable weight

## 2 in 1 Control Switch



10-5119 - 25' Cord



## Features

- Internally weighted
- 3 wire cable – SPDT (Single Pole, Double Throw) can be wired as normally open or normally closed. Wire color: Common (white), N.O. (black), N.C. (red)
- Large twin wall tear drop shape design offers increased buoyancy
- Two-color housing allows for easy identification of float position
- Unique gold cross-point contacts provide precision and reliable control signals up to 1 amp
- Excellent solution for applications with high grease content

## Float Switch Brackets

FLOAT SWITCH TREES			
Mechanical		Cord Length	Mounting Method
Standard P/N*	Intrinsically Safe P/N		
10-1456	10-1456	---	Tree only
10-1886	10-2069	15	(3) 15' Floats & Tree
10-1887	10-2070	15	(4) 15' Floats & Tree
10-5135	-	-	Tree only ( 72" rotomolded basin)
10-5153	-	-	Tree only ( 98" rotomolded basin)

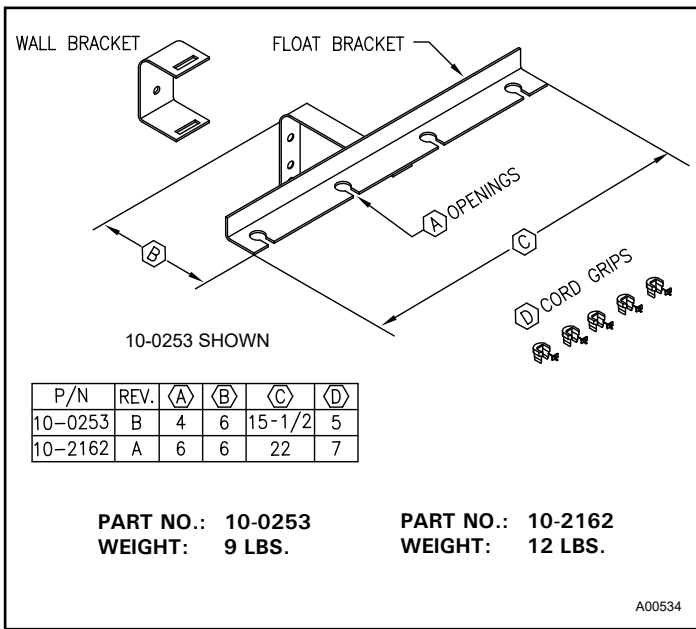
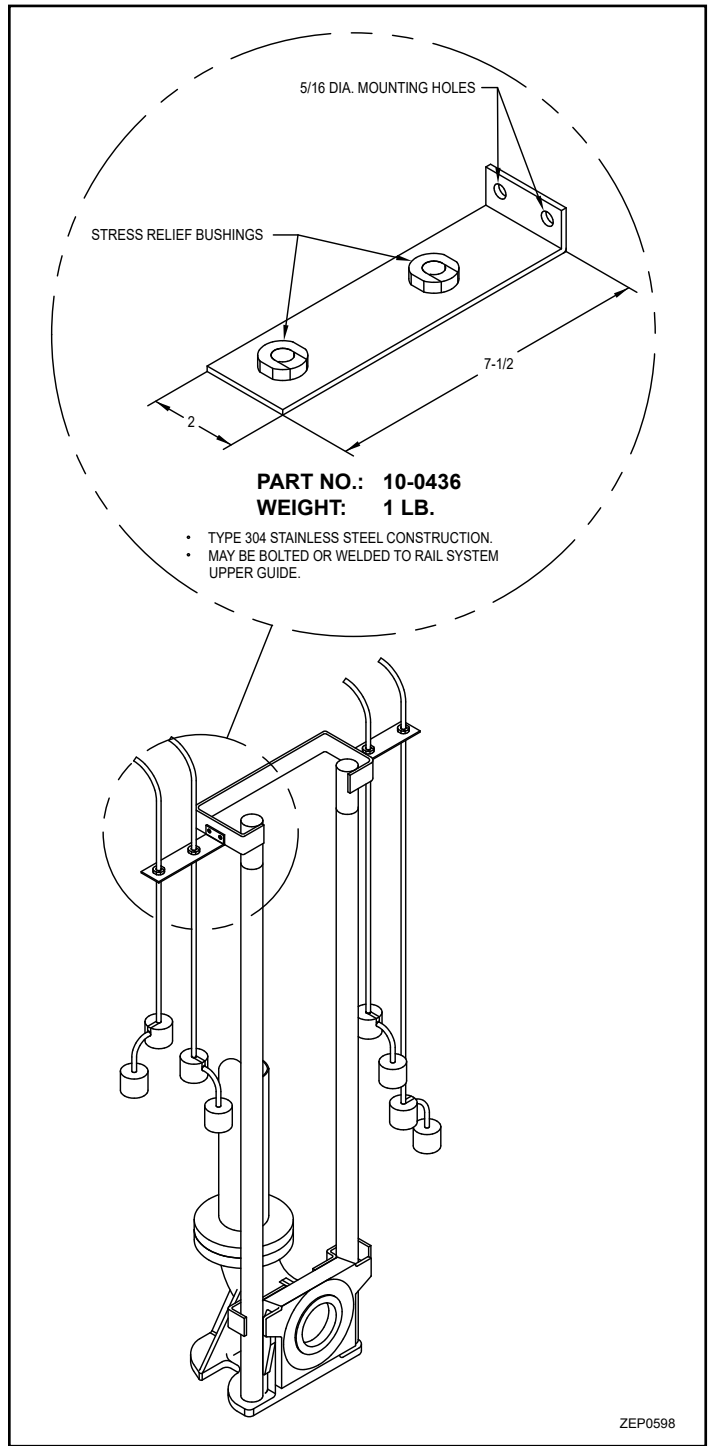
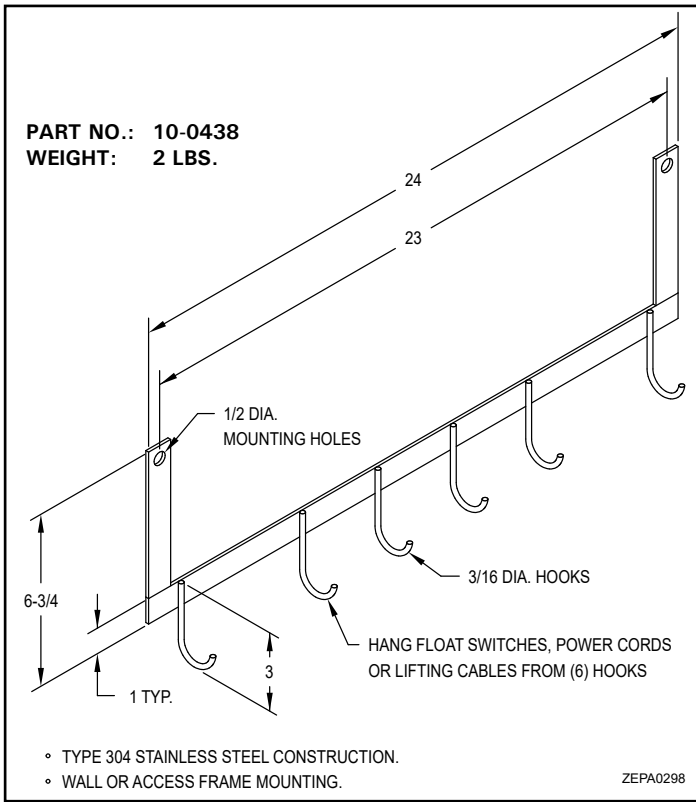


ANCHOR KIT WITH CHAIN		
Part Number	Chain Length	Float Clamps
10-5036	15'	4
10-5037	20'	4
10-5038	25'	4
10-5039	30'	4

## Features

- 3/16" Type 304 Stainless Steel Chain
- Anchor to rest at bottom of basin
- Includes 4 float clamps. Additional float clamps available upon request
- Floats not included

# FLOAT SWITCH BRACKETS CONTINUED



# PUMP CONTROL SWITCHES

- Converts nonautomatic pump to automatic pump
- Simple installation
- Adjustable/Variable level
- Standard SJOW CPE cord with molded plug
- Float is constructed of durable PVC/polypropylene encasing variable level switch.
- Standard - normally open (NO) ("pumps down")
- Maximum operating temperature for 10-0748 - 120 °F (49 °C) All other switches - 140 °F (60 °C)
- Float is omnidirectional (no "up" side)

- Includes mounting clamp
- Designed for EFFLUENT, SEWAGE and DEWATERING applications.
- Variable level float switch, for use in 18" minimum diameter basins
- 10-0748 - 25' cord standard, no molded plug. Can be used as a control switch to operate an external magnetic or combination starter on three phase pumps.
- On / Off Operating Range:  
Single Piggyback - 7" to 36"  
Double Piggyback - 10" to 56"

## SINGLE PIGGYBACK FLOAT SWITCH

### 13 Amp Maximum

#### Normally Open (NO)

- 10-0034 - 115V - 15'
- 10-0035 - 230V - 15'
- 10-0063 - 115V - 20'
- 10-0706 - 230V - 20'
- 10-0066 - 115V - 25'
- 10-0311 - 230V - 25'

### 15 Amp Maximum

#### Normally Open (NO)

- 10-0032 - 115V - 15'
- 10-0033 - 230V - 15'
- 10-0705 - 115V - 20'
- 10-0559 - 230V - 20'
- 10-0088 - 115V - 25'
- 10-0304 - 230V - 25'

## HARD-WIRED PIGGYBACK FLOAT SWITCH

### 20 Amp Maximum

#### Normally Open (NO) w/o Plug

- 10-0748 - 115V/230V - 25'



## DOUBLE PIGGYBACK FLOAT SWITCH

### 15 Amp Maximum

- 10-1964 - 115 V - 15'
- 10-3128 - 115 V - 25'
- 10-1965 - 230 V - 15'
- 10-3127 - 230 V - 25'



Product may not be exactly as pictured.

